

Keeping Ontario Beautiful™

rillium

Ontario Horticultural Association

Winter 2011/2012



Sandra Williamson, Georgetown H.S.



Now posted on GardenOntario.org:

- 2012 Horticulture & Design Competition
- 2012 Ted Reed Web Competition
- 2012 Publications Competition
- Special Project Grant Application
- OHA Service Certificate Application
- 1812 Rose Order Form
- Resolution Form and Procedure
- Youth 'Help' Grant Form

Editor:

Linda Hugli
181 Garson-Coniston Rd.
Garson, ON
P3L 1G3

Phone: (705) 693-2476
Fax: (705) 693-5057

E-mail:
editor@gardenontario.org

2011/2012 OHA Officers and Board Member Addresses

Officers	Name	Email
President	Carol Dunk	president@gardenontario.org
1st VP	John Sellers	firstvp@gardenontario.org
2nd VP	James Graham	secondvp@gardenontario.org
Secretary	Kelly Taylor	secretary@gardenontario.org
Treasurer	Sharon Hill	treasurer@gardenontario.org
Past President	Vickie Wiemer	pastpresident@gardenontario.org
PP Council	Wilma Wood	pastpresidentcouncil@gardenontario.org
District Directors	Name	Email
	1 Pat Stachon	district1@gardenontario.org
	2 Jeff Blackadar	district2@gardenontario.org
	3 Dr. Robert Simmons	district3@gardenontario.org
	4 Rose Odell	district4@gardenontario.org
	5 Nancy Serrick	district5@gardenontario.org
	6 Celia Roberts	district6@gardenontario.org
	7 Dorelene Anderson	district7@gardenontario.org
	8 Sharon Nivins	district8@gardenontario.org
	9 Susan Lusted	district9@gardenontario.org
	10 Roland C. Craig	district10@gardenontario.org
	11 Jennifer Plaus	district11@gardenontario.org
	12 Bonnie Warner	district12@gardenontario.org
	13 Suzanne Hanna	district13@gardenontario.org
	14 Shirley Robson	district14@gardenontario.org
	15 Carole Spraggett	district15@gardenontario.org
	16 Judith Rogers	district16@gardenontario.org
	17 Sandy Rakestrow	district17@gardenontario.org
	18 Betty Morrison	district18@gardenontario.org
	19 Steve McKenna	district19@gardenontario.org
Position	Name	Email
Awards Coord.	Grace Esposito	awards@gardenontario.org
Web Master	Jeff Blackadar	webmaster@gardenontario.org
OMAFRA rep.	Helen Scutt	helen.scutt@ontario.ca
Supplies	Don Matthews	supplies@gardenontario.org
Speaker's Registry	Don Matthews	speakers@gardenontario.org
Youth Newsletter	Harry Wyma	youthnews@gardenontario.org
OHA Archivist	Malcolm Geast	archives@gardenontario.org
In Memoriam	Marilyn Cox	c/o Marilyn Cox, Memorial Book Custodian, 86 Church Street, R.R. #2, Keswick, ON L4P 3E9
Editor, Trillium	Linda Hugli	editor@gardenontario.org
Registrar, Conv.	Barb O'Malley	registrar@gardenontario.org

President's Message

Seasons Greetings to all member societies and society members. May the New Year bring you joy and peace.

Bracketed between Thanksgiving and Christmas is a time for reviewing what has passed and looking forward to what will come, a time of cleaning up the garden and planning for the next. This fall was also a busy time for me in my role as the President of the Ontario Horticultural Association.

At the end of October, I attended a meeting of the Greater Toronto Bulb and Horticultural Society. It was an honour and a delight to bring them greetings from OHA and a hearty welcome as the newest member of OHA.

Early in November, I met with the Wasaga Beach Garden Club to present information about the incorporation process for horticultural societies in Ontario and to tell them how happy we would be to have them as a member of the Ontario Horticultural Association. We may have a new member in 2012!

Twenty-eleven was a significant year for several established societies. Peterborough celebrated its 150th year and Sudbury its 100th. Seven societies also celebrated their 90th year as horticultural societies. I took personal congratulations and certificates to five of those societies: Almonte, Brooklin, Creemore, Ridgetown, and Smithville. Two more societies celebrating their 90th anniversaries were St. George and Orono. Although I was unable to visit them, OHA congratulations and certificates were delivered to those societies by OHA directors.

Societies with such longevity are to be admired. When I visit them, I note that 90 (or 100 or 150) years is a great achievement. For all that time, volunteers have stepped up to the plate to be president or secretary or treasurer or director. Volunteers planned and ran the flower shows and the plant sales and the garden tours. Volunteers dug and planted. Volunteers weeded community beds and lugged water to municipal planters. For all those many years in the lives of horticultural societies, communities were more beautiful because of the activities of OHA volunteers.

Beautification, however, isn't the whole story. Think of the gardening knowledge passed on to members of the community at monthly meetings and flower shows, think of the conversations at booths manned by members at local fairs and garden events, and think of the tarts and cakes and coffee made for horticultural meetings. Such is the commitment of the volunteers of these societies! Ontario is richer because of what they do, have done, and will do.

And Ontario is richer because of the connections among all horticultural societies. Under the OHA roof, societies assist sister societies as they did for Goderich this summer. After the tornado in August, the OHA and so many societies responded by sending donations to the Goderich Horticultural Society for the replacement of their public trees. Thinking back, the same helping hands were extended in 1998 to societies in parts of Eastern Ontario in the wake of a severe ice storm. The OHA possesses a legacy of connecting societies for 105 years. I'm so proud of the Ontario Horticultural Association and every one of its 279 societies.

President Carol Dunk
(pictured below with Bev and Dave Money)





Growing Membership Tip # 2

Don't get bogged down in internal politics, turf wars, or "this is how we have always done it" thinking. Give new ideas a chance. New ideas may mean expanding your appeal to new members.

CD

Special Project Grants

As part of the ongoing support for member societies, the Board of the Ontario Horticultural Association has approved the establishment of a Special Project Grant. This Special Project Grant is for the use of societies to assist them with projects having a long lasting benefit to the society or community, such as the planting of perennials, trees, and shrubs.

This grant is not to be used for annuals, mulch, manure, compost, hard surface, or construction materials. When preparing your application, be sure to include lots of information, photographs, a site map, and a list of plant material with estimated costs.

This Special Project Grant will provide funding for ten projects a year to a maximum of \$500.00 for each project with a limit of one project per society per year. Individual projects are expected to be completed within two years.

If, for any reason, the project cannot be completed within the two year time frame, you are required to notify OHA about the delay. This Special Project Grant will be reviewed annually. Any society that receives this funding cannot apply again for five years.

To be considered for a Special Project Grant, a society must be a member in good standing of the Ontario Horticultural Association. The application posted on www.gardenontario.org must be completed and mailed to your District Director by February 15th, 2012.

Plant a Tree!



The Ontario Horticultural Association is continuing its Memorial Tree Grant program, whereby a society or district may apply for up to \$100 for a special tree planting. Funds are available for up to 25 such projects in 2012.

Although there is no formal procedure for applying for this funding, a letter must be sent via Canada Post outlining what tree is to be planted and indicating if this is a special event for the society or district. These requests are to be sent to the OHA Awards Coordinator, Grace Esposito, 130 Riverview Avenue, Woodbridge, Ontario, L4L 2L6.

These awards are granted on a *first come basis* after January 1, 2012. Any society or district that receives this funding cannot apply again for three years. Awards are announced to the directors at the spring Board meeting and no further awards are given for the year. Once approved, payment is made upon submission of receipts.

Original receipts must be received before the end of December, 2012.



Have you honoured your Volunteers lately?

The Ontario Horticultural Association strongly encourages its member societies to recognize those hard working individuals who help keep our societies going. We have a variety of service pins available now in the range of 10, 15, 20 and 25 years. Along with the pins there are Society Presidents Certificates, Life Member Certificates with a card, and also a Youth Service Certificate.

In addition each society is eligible to nominate one person (two if your membership exceeds 200 members) each year to receive a Horticultural Service Certificate as outlined in the Awards booklet. At the district level we have the District Service Award and a District Appreciation Certificate.

A list of the various certificates is available on the OHA website and may be ordered from the OHA Supplies person. Contact Don Matthews, Box 491, Harriston, ON N0G 1Z0, 519-338-3243 supplies@gardenontario.org

A Great Idea!



This fall, the **St. Thomas and District Horticultural Society** (District 10) joined the St. Thomas and District Chamber of Commerce. It is one of the ways in which they are increasing their involvement and profile in the community as well as promoting their society, the Ontario Horticultural Association, and horticulture in general. Pictured manning the society's display during the Chamber's Fall Business Sample Show in October are executive members, Vice President Sharon Shortt and Secretary Richard Cartwright.



Nominations for Association Awards

The Ontario Horticultural Association sponsors a number of Awards which are presented annually during the Convention. Each society should have an Awards Booklet on hand to inform the members of the awards available and the procedure to follow to place a nomination for an award. This information is also on the website for downloading by societies.

Awards presented at the convention are:

- Silver Medal Award
- Trillium Award
- Silver Fir Award
- A ward of Merit
- Community Improvement Award
- Environmental Award
- Youth Leader
- Honour Roll

Nominations, with supporting information, should be sent to the Awards Coordinator, Grace Esposito, 130 Riverview Avenue, Woodbridge, Ontario L4L 2L6 by February 28th. She will in turn forward the nominations to the Awards Committee for selection of the winning recipients. The Committee is composed of the President (chair), two Vice Presidents, Past President, Secretary, Treasurer, Awards Coordinator, and Chair of the Past Presidents' Council. Please give serious consideration to selecting people who would be worthy recipients of these prestigious awards.



Receive your own hard copy of Trillium the traditional way. Fill out the form at left or mail a 'reasonable facsimile' to OHA Treasurer Sharon Hill. It's never too early to renew your current subscription – Sharon will simply extend your mailings for an additional four quarterly issues. A subscription would also make a terrific addition to that gardening friend's Christmas gift basket! What a great way to support the OHA and keep up to date with what's happening across the province.



Trillium



Newsletter Subscription

\$15.00 per year (4 issues)

Name: _____

Address: _____

_____ ON _____

Town _____ Postal Code _____

Make your cheque payable to the **Ontario Horticultural Association**, and mail to the OHA Treasurer, Sharon Hill, at PO Box 595, Bracebridge, ON P1L 1T8
Tel./Fax: 705-645-3552

Note: Please enclose a self-addressed stamped envelope if you wish to receive a receipt.

Hosta Virus X

I'm looking more closely at my hostas this year.

Starting about 1998-2000, a few 'lucky' hosta growers began finding what appeared to be new, interesting sports of otherwise common hostas. These 'sports' showed blue or green coloured spots or blotches throughout the gold part of the leaf. While some people thought it was beautiful, others found it disturbing. They were looking at Hosta Virus X (HVX).

First identified as a problem in 1996 by Dr. Ben Lockhart, a plant virologist in the Department of Plant Pathology at the University of Minnesota, HVX made some hosta growers concerned when these oddly marked plants began showing up in great numbers over the next few years at many of the big chain stores and nurseries. HVX resides in the sap of infected plants and can be transmitted when the stem, leaf, or root is wounded. The virus can be transmitted most readily when plants are growing rapidly early in the season and before flowering.

Symptoms of Virus X



Hosta Virus X affects different hosta cultivars in different ways, so it is impossible to give a definitive description of symptoms. The most commonly seen symptoms are found in gold and gold-centered plants in the form of random mottling. The mottling almost always follows the veins. Often there is a 'bleeding' appearance much like water colour paint on damp paper. The markings of the virus usually follow the leaf veins and bleed out into surrounding tissue giving the plant a mottled appearance. Less common symptoms include dried, brown spots and twisted, deformed leaves.

The texture of the leaf is often a good sign of infection. The leaf tissue of HVX infected plants may appear lumpy, puckered, and of different thickness or texture

than healthy plants. Leaves often appear to have patches or streaks of sunken, wrinkled or collapsed tissue. These symptoms are subtle and require a sharp eye and practice. Spotting these textures can be nearly impossible on hostas that normally have heavily puckered leaves.

To make matters worse, some hosta cultivars don't seem to show any visible symptoms of HVX for a year or more after being infected.

Good Management Practices:

- Never buy a hosta that has a mottled pattern that looks like little separate islands of another colour when the leaf should be a solid colour.
- Destroy suspected plants in your garden. Dig them and burn them or put them into yard waste if your municipality has a hot enough pile. Do not put them into your home composter.
- Don't plant a healthy hosta in place of a diseased one for at least 2 years.
- Be careful when working with hostas, especially suspect or recently purchased hostas. Do not move from a suspected plant to a healthy plant without washing your hands and tools. A 10% bleach solution for both is a good idea.
- Dipping tools in disinfectant without thoroughly scrubbing off all dirt and debris is not enough to prevent the spread of the virus. Clean your tools and your hands well.
- Be careful not to clip hosta leaves when you are mowing or weed-whacking.


What's all the fuss?

HVX reduces the plant vigor and destroys the foliage appearance through leaf distortion, colour bleeding, and necrosis. Your 'Sum and Substance', for instance, will show patches of quilting and may become mottled or lose colour. Your 'June' will lose its crisp pattern and the yellow centre will be changed. And soon, if not checked, all the hostas in your collection will be altered and will not resemble at all the lovely varieties you originally bought.

With a little extra observation, your hosta collection will stay pure and stable. HVX – a disease to watch out for.

Carol Dunk

Is Garden Whimsy just a matter of Good Taste?



When did it become popular to redirect items scheduled for landfill and place them in a garden?

Toilet bowls, fluorescent green interior doors, and plastic food containers have been recently found in neighbourhood gardens that have a reputation for being a cut above. Are these gardens incorporating elements of whimsy?

Historically, whimsical gardens are capricious, eclectic, and perhaps eccentric. Although these types of gardens may not be for everyone, they are becoming more popular. But some traditional gardeners refuse to mix plants with any other material that can be a distraction to the overall beauty of the plant specimens. Supposedly, dedicated gardeners don't do whimsy, as it belongs elsewhere.

Still life paintings, photographs, and home decor have had whimsical accents incorporated into their compositions for many years, if not centuries. However, as far as gardens go, staunch horticulturists insist that each garden stand on its own and anything else would be unacceptable or tacky.

The difficulty comes to the forefront with the use of the word "tacky". Considering bathroom fixtures or other similar cast off material creates a tremble in some gardeners. They have difficulty accepting the humour when placing them next to prize winning roses.

Barry Vanderveer, career gardener, blogger and public speaker, very candidly discusses placing "discards" in the garden. "There seems to be a trend that ties in with conscientious recycling that a broken toilet can find a second life as a container in a garden! People! Flush that thought out of your heads right this very moment."

Perhaps the major issue is a matter of taste and the reason for placing a particular vessel in the garden. Gardens are the living spaces for plants. As window decorators use props to enhance or sell a particular arrangement, the addition of non-plant material may be used to highlight a plant grouping. Perhaps this is what designers call display.

Often gardens can be whimsical with a fresh grouping of plants and other material. These ideas challenge or redefine ways gardeners use growing spaces. The trick when developing a whimsical garden display is to develop a positive relationship between plants and other material without allowing either to become overbearing. It should allow for spontaneity without extreme eclecticism, allowing 'some of this and some of that and more of this'. The total arrangement should never appear

overdone or cluttered. As with all the elements of design there are simple guidelines that should be followed when creating in-garden groupings. Some gardeners who successfully transform a growing space always have the "knack" of keeping their presentations in just the right order.

The major challenge is to know when to stop. The old adage 'less is more' should be applied after each addition. Some gardeners have been known to be eccentrics, adopting a quaint vision of mixing garden favourites with unusual, tasteful artifacts. These are not always historical in nature but can accent an arrangement of cultivars. These additions allow gardeners to fully indulge their overall vision while continuing to recognize the importance of the growing matter.

"It seems that I am not alone when it comes to dissecting the phrase tasteful whimsy", continued Vanderveer. Some gardeners openly discuss how a particular garden is a willy-nilly collection of whatnots.

And did they "... scour yard sales and auctions for everything and anything that can lean, stand, drape, hold...."? Does everything need to be reclaimed and refurbished? I guess you have to ask yourself - is it worthy of a second life and being put into a garden?" responded Vanderveer.

Whimsy can be successfully added with a few guidelines. Try starting small and adding similar items with similar textures. One larger piece can be easier to work with than many unrelated smaller items. Always consider the overall effect by standing back and evaluating the total presentation.

Avoid loud colours. Choose neutral shades or white. Consider the total space used when choosing items.

Choose items of a related theme. Birdhouses, terra-cotta items, or weathered wood all present a unifying vision. Natural found items are much easier to coordinate. Grapevine wreaths, tree branch constructions, bird nests, or water features will complement plant presentations.


"Adornment of any kind should complement or accentuate a garden but not overpower it. A garden should reflect its caretaker. This has always been one of my key philosophies whenever I am assisting someone with a design. Is one's personality measured with whimsy?" mused Vanderveer.

Ron Stevenson, Fergus Horticultural Society

DSV - Looming Danger in Your Back Yard

Would you recognize Dog Strangling Vine if you saw it in your garden? Most gardeners have likely heard about Dog Strangling Vine and how invasive it is, but may not have ever seen it and would be unable to identify it in person.

I attended a neighbouring Horticultural Society's meeting in October specifically for a presentation from the Ontario Federation of Anglers and Hunters about Invasive Species. The talk was very informative, the slides colourful, and there were many questions from the interested audience members. Following the meeting, we viewed many lovely Halloween displays. I was aghast to see DSV used in a seasonal arrangement - the seed pods bursting with fluffy seeds, just waiting to get airborne to spread its evil. This truly was a scary display and more than a little ironic! Did others recognize the danger? It was then that I realized how important it is to educate and warn home owners about the looming danger of DSV, just one of many invasive plants in our area.



To witness a garden or field invaded with DSV is very sad. Upon seeing acres of it growing where just a few years ago it didn't exist, you realize just what a dangerous plant it is and how easily it spreads. DSV is flourishing in Georgina and none of us is immune to the wind blowing the dandelion-type seeds in the autumn. It is a perennial plant that forms dense colonies and smothers short plants with its vines that grow up to two metres long. Originating in Eastern Europe and a relative to the common milkweed, DSV is also a danger to Monarch butterflies, which may be fooled into thinking it is a food source...it isn't.

How do you guard yourself against this invasive alien? Start by seeking it out so you can identify it. Look in ditches, along fence rows, where the earth has been disturbed. Ask neighbours and fellow garden club members to point it out so you will be able to spot it in all stages of its life...as a young vine, in early summer with its pale purple flowers, and in the fall when the seed pods are mature, each one spewing out hundreds of seeds to float away and start new plants.

To control it, you must remove the entire root, as the plant will re-sprout from buds on the rootstock. Cut winding stems away from other plants, being careful not to disturb the seed pods. Place the entire plant inside a bag to contain the seed pods when they do split open. Pick out any fluffy seeds you can from the surrounding area and put them into the same bag. What to do with the bag? One website warns NOT to dispose of any roots or seed pods with garbage, green bin, or yard waste collection. I suggest disposing of the bag by burning or burying it. If you don't already use mulch in your garden, start! Mulch offers some protection from new seeds getting a toehold in the soil. And if they do sprout, root removal is easier from a mulched garden. Covering with heavy cardboard to prevent sunlight getting in, and then mulching, is another way to control it. The Pesticide Act prohibits the use of herbicides but may allow the use of glyphosate for large infestations, but don't count on it.



If you find Dog Strangling Vine in your garden or back yard, take action sooner rather than later. Roll up your sleeves and get to work. Or hire a trained gardener who can do the job.

When in doubt about a plant as to whether it is invasive or how it should be controlled, contact the Invading Species Hotline at 1-800-563-7711 or www.invadingspecies.com or www.ontarioinvasiveplants.ca.

**Denise Sheedy, Vice President
Georgina-Brock Garden Club
denise@living-landscapes.ca**

Webinar via Skype

On Wednesday, January 11th, from 8 to 10 pm, OHA Webmaster Jeff Blackadar will be available via Skype to answer questions and discuss ideas live. In particular, we'll look at how to file your society annual report using the website. His Skype user ID is jeffblackadar. Also, anyone wishing to try Skype out is welcome to join in. Please e-mail webmaster@gardenontario.org if you plan to attend.



Jeff Blackadar, OHA Webmaster



Cod Liver Oil for the Psyche

Question: What do cod liver oil and taking office in your horticultural society have in common?

Answer: They're both good for you!

Volunteer for your horticultural society by becoming an officer or a board member this year. No matter what you do during the work week, you can't beat volunteering to complete your life. Being an officer of your local horticultural society adds balance and provides opportunities you won't find anywhere else. Offer your skills to your horticultural society; experience the lift and the sense of accomplishment. You won't need shopping trips or TV to entertain you. Taking office for your horticultural society beats reality television hands down.

Take on the position of an officer in your society. It will build your confidence. Of course, you'll be nervous the first few weeks, but trust me, you *will* grow into the job. Your self-esteem will soar in just a few months. You'll be proud that you took on the job, proud that you're doing it so well, and proud that you can contribute to the overall success of your horticultural society. It's cheaper than psychotherapy.

Be an officer in your horticultural society for a chance to hone old skills or acquire new ones. Each volunteer job gives you a chance to add to your skill repertoire - be it talking to a group, planning society activities, arranging the program for the year, publishing the newsletter, or keeping track of volunteer hours. Your skill-building may come from organizing a plant sale or designing a web page, trying out a new recipe, or figuring out how to effectively schedule a group project. Put your hand up in response to requests for volunteers. These are your opportunities to grow.

If you look around you at the next meeting of your horticultural society, you will see many who are presently volunteering or have done so in the past. Ask them sometime about the friendships, the enjoyment, and the fun they experienced. They will tell you about the personal growth and the new skills they gained as a result of their volunteer service.

Being an officer of your local horticultural society will benefit you as much as it benefits your society. It's cod liver oil for the psyche.

Carol Dunk

Journey to 2013 ...

Some of you may remember the letters from William to his father, as he travelled west to **Thunder Bay**. Alas, he has grown old and crusty and has faded into the wilds of Northwestern Ontario. But the spirit of the north is still alive and this will be a journey around this region not by pen and paper but through the wonders of blogs (although you may learn a bit about the wonders of bogs as well).

District 14 is hosting the **2013 OHA Convention** to be held at the Valhalla Inn, Thunder Bay, July 18th to 21st. The theme of the Convention will be 'Up North and Down to Earth'.

Follow the blog: whatsupnorthblog.wordpress.com

This virtual journey will take about a year and I hope you will enjoy it.

Erika North, Thunder Bay Horticultural Society

'The 1812 Rose™ (KORcasima)'

A symbol of Peace...what a great way to celebrate!

The 1812 Rose™ (KORcasima) is the official rose of the 2012 OHA Convention hosted by District 9 societies, and sold *exclusively* by the District 9 societies through the Rose Committee. The Niagara 1812 Bicentennial Legacy Council designated The 1812 Rose™ (KORcasima), as the *official* rose of 'The War of 1812 Bicentennial Celebration'. The Bicentennial celebration commemorates 200 years of peace between Canada and the United States.

What a great addition to any garden and what a great way to contribute to the Bicentennial festivities being held from 2012 – 2014, during which the rose will be available for purchase. We encourage every member and the general public to plant at least one! All societies are challenged to plant a display bed in a prominent location within your community. Several commemorative gardens have been (or will be) planted at various historic sites in Niagara as a fitting symbol of peace. OHA delegates will look forward to viewing over 70 plants in the two visually stunning, crimson red floribunda display beds of The 1812 Rose™ (KORcasima) which were planted in 2011 by students and staff at Niagara College Glendale Campus.

The 1812 Rose™ (KORcasima) grows three to four foot high, is hardy and disease-resistant, and gardeners will enjoy the prolific preponderance of multi-petal blooms and fragrance. The rose is grown by Palatine Fruit and Roses, a family-owned nursery in Niagara-on-the-Lake and one of the top growers in North America. The 1812 Rose™ (KORcasima) was developed by Kordes Roses, Germany.

The deadline for receiving orders is Thursday, March 15th, 2012. Orders may be placed by an **individual** or as a combined **group** order by your society or district. We are taking orders now, pre-paid ... first come first served! Bare Root Plants are \$15.00 each (minimum 3). Potted plants are \$20.00 (nursery pick-up only).

Download your order form and information: <http://www.gardenontario.org/index.php>

District 9 societies look forward to welcoming OHA delegates to Niagara College, August 17th-19th, 2012 for the 106th Annual General Meeting and Convention of the Ontario Horticultural Association. The beautifully landscaped Niagara College campus boasts a state-of-the-art greenhouse centre, the Niagara Culinary Institute, and the Niagara Teaching Winery and Brewery located at the base of the Niagara Escarpment, a World Biosphere Reserve.

While in Niagara enjoy a walk through the Bruce Trails, visit Ball's Falls, experience Niagara Falls, tour public and private gardens, visit commercial orchards, vineyards, wineries, nurseries, and greenhouses. There is an endless list of tourist destinations and attractions.

For further info contact the 2012 OHA Rose Committee:

Neil Miles, Lincoln Garden Club & Horticultural Society, nmiles@cogeco.ca or

Shirley Madsen, Niagara-on-the-Lake Horticultural Society, notlhortsociety@gmail.com.

(Co-Chairs, 2012 OHA Rose Committee)



The vibrant red blossom of
The 1812 Rose™ (KORcasima).
Photos by Carol Dobrindt

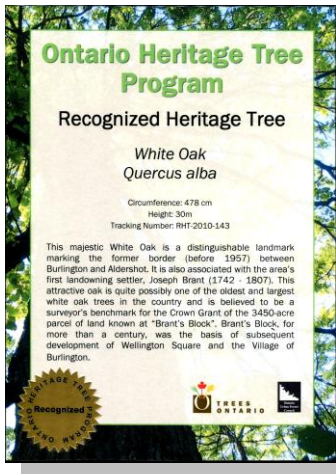



The display bed of The 1812 Rose™
(KORcasima) two months after planting at the
Niagara College, Glendale Campus

Burlington White Oak recognized as an Ontario Heritage Tree

This majestic White Oak tree, 30 metres high and with a circumference close to 500 cm, is quite possibly one of the oldest and largest *Quercus alba* specimens in Canada. The tree was nominated jointly by Linda McKay of the Burlington Horticultural Society and Jane Irwin of the Burlington Historical Society for recognition under the Ontario Heritage Tree Program. The two BHS groups - the 'Hort' and the 'Hist' - together represent almost 150 years of community activity in Burlington. The city-owned oak, now standing by the north shore of Burlington Bay on Allview Ave, is estimated to be at least 300 years old.

This oak is one of Burlington's Honour Roll trees. Its nomination was supported by Burlington's City Forester Rick Lipsitt, who has worked with the Burlington Horticultural Society over many decades to create and maintain the Honour Roll of heritage trees. Burlington was the first city in Ontario to develop its own honour roll tree program in 1975, which was based on Ontario's honour roll program, a Centennial project in 1967.



This White Oak was a surveyor's benchmark in 1789 for a treaty arranging the purchase, for the British Crown from the Mississaugue nation, of a block of land that soon afterwards became the 3450-acre parcel of land known as 'Brant's Block'. For more than a century, Joseph Brant's Block was the basis of the subsequent development of Wellington Square and the Village of Burlington. Until 1957, the tree and survey line defined the border between Aldershot and Burlington.

A brief ceremony celebrating this heritage tree was held on Friday October 21st, 2011 with attendance by Mayor Rick Goldring, Councillors Rick Craven and Jack Dennison, City Forester Rick Lipsitt, MPP elect Jane McKenna, members of the Burlington Historical and Horticultural Societies, neighbours, and other supporters.

**Joyce Vanderwoude, President
Burlington Horticultural Society**

Alliston and District Horticultural Society Beautifies Shelter

This year the Alliston and District Horticultural Society (ADHS) came to the aid of the Alliston and District Humane Society. The Humane Society, after many years of fund raising, has built a new shelter and asked the ADHS to help with designing, building, and planting the gardens at the shelter. The Horticultural Society provided the labour and plant materials.

The gardens were designed by Master Gardener Marie Findley and created and planted by horticultural members John Clark and Marg Robertson. This was a challenging project due to the granite hard soil base at the shelter and a dry hot summer. Dog walker and horticultural member Edith Steinmayr worked hard all summer keeping the new beds watered. ADHS hopes to plant trees donated by a local business at the front of the shelter this fall.



**Sue Medhurst, President
Alliston and District Horticultural Society**

District 4 Celebrates!



The 1st District Celebration Event was enjoyed by fifty members of OHA District 4 at Trent University on Wednesday, June 15th, 2011. A District Appreciation Award and the Hazel Wilson Award were presented to John Sellers by Rose Odell (pictured above).

Special Anniversaries recognized were:

- 🌸 35 years - Campbellford
- 🌸 45 years - Cramahe
- 🌸 150 years - Peterborough

All enjoyed lunch, a great speaker, and social time.

To promote youth involvement, District 4 will award a grant of \$150 to one society per year that is 'hands-on' with youth. Grafton was awarded in 2010 and Cobourg's name was drawn for 2011.

Rose Odell, District 4 Director

District 4 Meets in Bobcaygeon

OHA District 4 held its fall seminar in Bobcaygeon at Caygeon Lanes Bowling Centre Banquet Room on Saturday, October 22nd, 2011.

The event was hosted by the Bobcaygeon and District Horticultural Society. Seventeen horticultural societies (88 persons in total) attended to share horticultural information and enjoy a wonderful demonstration on festive season outdoor arrangements by Victoria Whitney from Griffin's Greenhouses in Peterborough.

Discussions on volunteerism, attracting new and younger members, and other horticultural issues were shared to ensure District 4's societies continue to be strong and visible in their respective communities. The group donated a total of \$700 to support the Guelph and area rejuvenation program to help replant the devastated parks and gardens resulting from a violent storm. Kudos to District 4!

Diane Hearse, Bobcaygeon and District H.S.



The Elora and Salem Horticultural Society's 15th Annual Garden Conference is a great way to beat the winter doldrums. It will be held Sunday, February 5th between 9:00 am and 3:00 pm at the Wellington County Museum and Archives, located on County Road 18, between Fergus and Elora. Master of Ceremonies, renowned garden humourist and columnist David Hobson, will guide us through the event, which is chock full of fascinating topics, from 'thinking like a plant' to incorporating art in our gardens. This is an opportunity for all gardeners – novice and experienced - to learn new gardening ideas, to ask questions and talk with the professionals. Pre-registration is required as seating is limited. Admission, \$35 per person, includes a hot lunch.

Don't be disappointed. Act now! Send your cheque, payable to the Elora and Salem Horticultural Society, c/o Virginia Burns, 81 Keating Drive, Elora, ON N0B1S0. For further information contact eshs@live.ca or call 519-846-0642.

Everyone Loves a Barbeque!



Delhi, Port Dover & Woodhouse, Simcoe, and Waterford Horticultural Societies joined forces and 'cooked' up a scheme to raise money to fund upcoming joint society ventures. Delicious sausages and hotdogs were served up during two separate BBQs at the Simcoe Real Canadian SuperStore in June and September.

Thanks to the generosity of the SuperStore, great community support and the hard work of the bbq crew, over \$400.00 was raised. This fundraiser was a lot of fun and a great way to show a horticultural presence in the community.

Donna Hussey, District 6 Assistant Director

Parkhill's Royal Oak Revisited

In the spring of 2008, the Trillium published my letter describing Parkhill's 'Royal' oak tree, grown from an acorn sent from Windsor Castle in 1937 to commemorate the coronation of King George VI. As I mentioned in that letter, I learned that there were several such trees across Southwestern Ontario which were still thriving at that time. However, our stately tree in Parkhill had lived out its time. Three years ago, it had several dead limbs. The next summer only one main branch leafed out. By 2010, the tree showed no signs of life and the top of the tree was removed by the local works department, leaving the trunk with stubs of the main branches at the top.

Parkhill Area Horticultural Society asked that no more cutting be done while we looked into having this trunk carved as an ongoing point of interest in our park. In the spring of 2011, we commissioned Robbin Wenzoski to do a tree sculpture for us. Robbin has done several trees in London, Ontario as well as free-standing art in both private and public places. The Horticultural Society decided that since the Royal Wedding took place in 2011, and the tree had a royal beginning, we would go with a Royal theme. We discussed our ideas with Robbin and he came up with an original creation that included our suggestions.

The sculptured design includes the following:

- The initials of William and Catherine (Kate) in a monogram similar to the one on their invitations and wedding cake
- Acorns and oak leaves which are representative of the Royals
- The British and Canadian flags
- Roses, which are a symbol of the Royal Family as well as the emblem of our Horticultural Society
- The dates 1937 – 2011
- The initials of our Horticultural Society (PAHS) and Robbin's initials
- The side facing the playground depicts Rapunzel and a castle turret.

Laura Wenzoski was also on the site most days, and helped with the finer areas of the carving as well as answering questions for the interested people who stopped to watch the process. Some of the classes from our two local elementary schools also visited the site and were able to ask questions. Our tree sculpture has been completed and we are proud to show Trillium readers the results! Robbin has chronicled the carving from start to finish online and it can be viewed at the following link:

<http://s49.photobucket.com/albums/f251/RobbinW/Parkhill%20Royal%20Oak/>.



Marguerite Whiting

Miss Hazel Alma Wilson



Hazel Alma Wilson passed away peacefully on October 6th, 2011 at Extencicare, Peterborough, in her 94th year.

Following are comments from a Past District 4 Director, Beryl Harris:

Hazel spent almost 80 years working for OHA in several positions from secretary through district director and as a horticultural judge. Hazel was a long time member of Omemee, Peterborough, and Lakefield societies and one of the founding members of the Peterborough Master Gardeners, where she acted as secretary for many years.

There were three very close friends - Hilda, Mary and Hazel - Mary died a few years ago while a member of Peterborough and Lakefield societies; Hilda Whiteman died recently - also a member of Peterborough and Lakefield, followed so closely by her friend Hazel. They have all given so very much. Sadly not many current members are aware of all these people have contributed to the Ontario Horticultural Association. Personally Hazel was my district secretary, keeping me in line with a very knowledgeable firm hand but with love.

Sleep well dear friend. Heaven will be a better organized place now that you are there!

Welcome Greater Toronto Bulb and Horticultural Society!



Although there is a wide array of specialist horticultural clubs that include at least one bulb, corm, tuber, or rhizome among the plants they focus on, until now there has been no single organization in our area that covered the gamut, including the wonderful array of tulips, daffodils, and other bulbs we plant for our eagerly-anticipated spring gardens.

The Greater Toronto Bulb and Horticultural Society (aka the Greater Toronto Bulb Society, or GTBS for short) was recently formed to fill that void and is now an accredited member of the Ontario Horticultural Association. The purpose of the new club is to promote the enjoyment and appreciation of bulbs and bulb-like plants. That covers a very wide range of both indoor and outdoor plants, from hyacinths to dahlias, gladioli to amaryllis, and even a few cacti, which have scaly bulbous portions for storing water in dry periods.

The club meets on the last Sunday of most months from March to November. Our meetings start at 1:30 p.m. and we meet at the Cummer Park Community Centre, 6000 Leslie St. (SW Corner of Leslie St. and Cummer Ave.). Meetings always include a featured speaker, and most months we have a flower show, a raffle of various items of garden/horticultural interest, as well as an auction of donated hard-to-find plants/bulbs. Members receive a bi-monthly newsletter with interesting articles, gardening news, and notices of upcoming events. Membership costs \$20 for an individual, and \$25 for families/couples.

For additional information please contact Michael Erdman at mderdman@longwoods-intl.com 416-578-6602, or Mike Maves at odyssey@bellnet.ca.

Helen Scutt

Agriculture Organization Specialist
Ontario Ministry of Agriculture, Food & Rural Affairs
1 Stone Road, 3rd Floor SW
Guelph, ON N1G 4Y2
1-888-466-2372 x 63115 or 519-826-3115
helen.scutt@ontario.ca

Reminder: 2011 Annual Return and Grant Applications are due February 1, 2012

Insurance Queries?

Contact:
Brian McCartney
Law Insurance,
14900 Yonge Street, Aurora, ON L4G 1M7
1-800-529-2235
oha@lawbrokers.com

Spanish Horticultural Society Haunted House Fundraiser



Last October, the **Spanish Horticultural Society** held a unique Haunted House fundraiser. A creative idea from member Alison Cooke evolved into a full-blown haunted house that drew over 500 people from the surrounding neighbourhoods of Spanish, and from all along the North Shore of Georgian Bay.

With Brennan Harbour Resort providing the facility for setting up the haunted house, and local doctor Roger Larochelle providing the décor and costumes, society members pitched in to decorate, set up, and provide the spooky characters each night of the event. The overall theme was pirate-based, but witches, goblins, scarecrows, and a variety of other scary characters brought life to the setting. A resounding success, the Society is pursuing plans to hold a similar event in 2012.

Thorndale and Area Horticultural Society Cenotaph Rejuvenation Project

Many societies within District 10 know the Thorndale and Area Horticultural Society as we had the pleasure of hosting the District 10 2011 AGM. Although we were proud and honoured to host the AGM, which will go down as a big event in our small community, it was only one of many large undertakings this year. The one project that the Thorndale and Area Horticultural Society is most proud of is the rejuvenation of our Cenotaph Gardens. This is one of the many gardens that we maintain in our village. This was a very large project for us as we are a small group (70 members) which receives great support from our community.

The Cenotaph project started in 2010 with fundraising and taking the old gardens out. There are three gardens in this area, two of which were completely redone along with minor changes to the third garden. This project would not have happened without the funds raised within the community and outside the community and the many volunteer hours. We started by clearing out the plant material and saving what we could and then laying black plastic over the area for the winter of 2010 and spring of 2011. Unfortunately the area did look rather sad for the 2010 Remembrance Day Service last year but we posted a sign stating that we were working on this garden. We started off in the spring 2011 by having concrete edging installed around the perimeter of all three gardens and then the work really started to happen.

We began by removing the black plastic and working these gardens up. As usual with any new garden we still had plant material which included weeds to pull out. Once we had weeded and cleared we were ready to augment the soil. We received a donation of compost. Now we were ready to plant. Nancy Abra, a Master Gardener and one of our members, designed the garden and purchased the plant material - white perennials with red and white bulbs for spring colour. The plant material was purchased with the money we had received from the **OHA Special Project Grant program**.

The day that we did the planting was a marvellous event. We had approximately 30 people volunteer that evening and we planted 200+ plants in just a few hours.



It was time now to make sure that this garden received lots of TLC through a very hot summer. Members weeded the garden weekly and when necessary supplemented the regular watering provided by the Thames Centre. The garden wasn't quite finished when we had a ribbon cutting ceremony in the fall but it was ready to proudly show off. It was a rainy and cold evening, but what a great turnout we had in spite of the weather. We finished these gardens off in October by laying a layer of mulch, a donation from local business.

Our goal was to have these gardens completed for Remembrance Day this year. This goal was reached and the gardens looked great while many of us laid wreaths to honour the fallen. Along with the wreaths, Thorndale

and Area Horticultural Society had placed in the gardens a Canadian Flag for each name on the cenotaph.

The Society would like to thank Canada Post, Donnybrook Royal Canadian Legion, Thorndale Optimist Club, and Oxford Tree Service. This project would not have been a success without the many volunteers within the society and community with all of their tireless hours of volunteer work and donations. The Thorndale and Area Horticultural Society would also like to thank the OHA for the Special Project Grant without which it would have been difficult to accomplish what we did in this garden.



**Dian Chute, President
Thorndale & Area H.S.**

International Plowing Match Horticultural Tent



The theme for this year's IPM was 'The History of our Land'. Each society had a designated area and the committees helped decorate the tent. The tent was made up of horticulture displays based on the theme for the IPM. Most societies in District One in Eastern Ontario participated. The IPM's Beautification Committee had a display of photos of the home decorating competitions in Prescott and Russell in our tent. The awards for these competitions were also given out there.

The program was made up of four speakers or demonstrators in both English and French each day. There was also a tree planting activity for all grade four students. They had to pot a white pine tree which they could take home to plant. This part of Ontario was covered with pine trees in the 1800s, which were cut down and shipped to England for ships' masts.

Societies participating in the daily programs were: Russell and District Horticultural Society; Martintown and Williamstown Horticultural Society, Maxville and District Horticultural Society, Alfred societe horticulture d'alfred, and Vankleek Hill and District Horticultural Society. Each society had at least three volunteers each day.

Ann Kerr, a past District One Director, was invited two years ago by Prescott Russell County to organize the Horticultural Tent for the IPM 2011. She did an amazing job and the results were beautiful. Anne is pictured above, standing in front of the Vankleek Society display.

Elsa Stewart
Vankleek Hill & District HS

Markdale Tree Planting

Members of the **Markdale and District Horticultural Society** gathered, along with representatives of Grey Highlands, to plant three Red Maples in King Edward Park on Tuesday November 1st. Funds for the trees had been donated by the OHA and other local horticultural societies to replace trees lost in the 2009 tornado.

The new location, opposite the Walter Harris Memorial Library, was finally chosen for the plantings. Timing was appropriate to commemorate the 10th anniversary of the Library Gardens. The gardens, designed by Master Gardener Ursula Karalus in 2001, were planted and have been maintained by MDHS, with annual pruning and guidance provided by Ursula. Original plans and drawings for the gardens are held at the Library along with photographs of the project's progress.

In 2012, the Markdale and District Horticultural Society will be celebrating its 100th anniversary. To help raise funds toward the planned events for the year the Society has produced 2012 Calendars, featuring some beautiful floral photography by Liz McConachie and other members. These are currently on sale at Quilters' Line, Markdale or from MDHS members. The theme for the year, '**Learn from the Past, Cultivate for the Future**', has been well illustrated in this week's activities and will continue through 2012.



From left to right: MDHS President Clive Cresswell, Marlene Cresswell, Councillor Lynn Silverton, Parks Manager Lindsay Young, MDHS Past President Elly Pennings, Deputy Mayor Paul McQueen, Amy Alsace, Master Gardener Sue Connelly. Also present, but not in the photograph, are members Nancy Breadner and Jean Turnbull. Supervision and tree baptism provided by Father Murphy. Photograph by Eric Lunsted.

Marlene Cresswell, Markdale and District HS

Ninety Years and Still Growing!

Back in 1921, the first meeting of the **Brooklin Horticultural Society** was held at the Brooklin United Church. Ninety years later almost 90 members and guests celebrated our achievements as a public service and social club at the same venue. With 150 regular members and 80 corporate sponsors, our society has a proud history of beautifying Brooklin and Whitby. Our members enjoy educational and entertaining monthly guest speakers, and participate in beautiful seasonal horticultural and design shows.

BROOKLIN
HORTICULTURAL
SOCIETY



Our Anniversary Celebration on September 28th was a great success. Our special guests included Whitby Mayor Pat Perkins and several local councillors, as well as OHA President Carol Dunk, District 17 Director Sandy Rakestrow, and Assistant Director Julia Noakes. Our President Fred Haggerty recognized the many Past Presidents in attendance who participated in the ceremonial cutting of the cake, decorated with our society's flower, the sunflower. Judi Denny, our archivist, gave a brief but informative talk on the historical highlights of our society.

The evening's entertainment was an amusing skit of a horticultural society board meeting set in 1921 complete with period costumes, performed by the Backwoods Players from the Pickering Museum. We all agreed that our anniversary committee, chaired by Kathy Allam, created a very memorable event!



*Past Presidents of BHS with Whitby Mayor Pat Perkins.
Past President Lois Daw cuts the 90th Anniversary cake.*

**Jone Webster, Past President
Brooklin H.S.**

Credit Valley Honours Barb O'Malley


At its November AGM, Credit Valley Horticultural Society President Colin Gosden presented Barb O'Malley with a Life Membership in recognition of 18 years of service on the Board of CVHS. Starting as newsletter editor, then president and for the past eleven years as treasurer, Barb helped build CVHS. With her retirement from the Board at year's end, this award is but a small token for all she has contributed. Thanks Barb!



Wishes Do Come True!

In the summer of 2010 one of our **Omeme Horticultural Society** members was observing a horseshoe game behind the Omeme Legion and remarked, “Wouldn’t it be nice if there was a bench for people to sit on?” and “Wouldn’t it be nice if there was a tree to provide some shade?” Two wooden benches in need of repair soon became available and were stored away for the winter.

2011 marked the 10th anniversary of the City of Kawartha Lakes participation in the Communities in Bloom program in which the city has consistently won 5 Blooms in the national competition. To mark this milestone all the participating towns and villages including Omeme were presented with a \$2000 cheque for a beautification project. Knowing that the Community in Bloom judges would be arriving in July there was no time to waste. The garden committee knew immediately what to do with this special grant money and plans to establish a Memorial Garden behind the Legion Hall to honour two young soldiers from our area who were killed in action in Afghanistan in December of 2008 quickly escalated. As the committee sought out materials for the project, there was overwhelming support from the businesses and individuals who were contacted. The garden site was cleared, the 9 foot limestone slab was installed on which to mount the Memorial Plaque, and stone bases for the benches were also added. Gravel, topsoil, and mulch were donated.



An historical element was included with the use of the refurbished striking black wrought iron maple leaf panels which were formerly part of the bridge on the main street as well the two benches which were lovingly refinished by two of our members. With the addition of a Native Ironwood tree, spruce shrubs, perennials, and red geraniums purchased at reduced prices, the project was completed, providing a beautiful place for people to sit, rest, and reflect.

The Garden Committee chairpersons Joanne Windrem and Aron Muscutt were pleased to participate in the Service of Remembrance and Dedication where the monument honouring Cpl. Mark McLaren MMV (age 23) and Pte. Michael Freeman (age 28) was unveiled. Parents and family members of the fallen soldiers, Mayor McGee, Councillor McGregor, members of the Royal Canadian Legion Branch 497, Omeme and District Horticultural Society, and community members attended the emotional service on Sunday, September 25th, 2011. The garden is located in the village of Omeme on Highway 7 behind the RC Legion Branch 497. With a plan, a little money, some donations as well as perseverance and hard work, wishes do come true!

On October 29th, 2011 at the National Symposium for the Communities in Bloom held in Quebec City, the City of Kawartha Lakes again won 5 Blooms and we were also honoured with the special criteria award, **Scott’s Best Community of Gardeners** for the third time in ten years. Over 100 plus municipalities from around the world compete for this award and it is especially dedicated to the efforts of the volunteers.

**Heather Grassie, President
Omeme and District Horticultural Society**

The OHA has jumped into the Social Media pond with both feet!



Join our group on Facebook.

Follow us on Twitter.





Seedy Saturday is Coming to your Community Soon!

Sharon Rempel gave birth to an idea that has come to be known as Seedy Saturday (or Sunday) back in 1989 in Vancouver. Since that time, this event has been replicated all over Canada, the United Kingdom, and Europe, bringing together, in her own words, “hippies, suits, and everyone in between who shares a passion for seeds that produce tasty, beautiful, and unusual crops.”

When I spoke with Rempel on the telephone back in 2008, she shared with me that the essence of Seedy Saturday lies in the communal seed swap that provides an opportunity for gardeners to share their favourite seeds and their stories and form a much needed community seed bank. “It’s an adoption service for seeds. It was and still is an amazing energy swirl. It’s a reminder of a cosmic dance that is bigger than anyone alone; it is a synergy of seed and people coming together in a place to create, nurture, and enjoy diversity.”

Thanks to **Seeds of Diversity**, an organization that celebrated its 28th anniversary this year, Canada now hosts more than one hundred separate Seedy Saturdays across our country. Formerly known as Canada’s Heritage Seed Program, this group provides support and resources to encourage volunteer gardeners and farmers to work together to grow, propagate, and distribute over 1900 varieties of vegetables, fruit, grains, flowers, and herbs. Many of these are treasured family favourites that are not widely offered by commercial seed companies.

While I am naturally encouraged by the recent surge of people’s interest in gardening, in growing their own food, in buying local produce, and in food security and environmental issues, I am over the moon over OHA President Carol Dunk’s recent announcement at Convention 2011 to form a Seedy Saturday Committee.

As Chair of this committee, I invite OHA members across the province to sit on our committee and join me in this important task of encouraging districts and societies to promote seed saving and participate in and perhaps even organize annual Seedy Saturdays and Sundays in their own communities where none currently exist. The committee will be working with Seeds of Diversity Canada to develop organizational resources to engage committed gardeners across the province to work together to educate fellow citizens on how to grow and save open-pollinated and heirloom seeds of varieties they hold dear.

This winter, I encourage all members to check out Seeds of Diversity Canada’s website (www.seeds.ca) for a comprehensive listing of Seedy Saturdays in Ontario and visit one event to witness these celebrations of diversity and hope for the future. If you are interested in serving on this committee or learning more, please contact me at 705-759-2893 or by email at wildgardener@shaw.ca.

Suzanne Hanna, District 13 Director

Out with the Old and In with the New

Treasurer Letter of Credit Agreement:

Under the new system, any society in good standing with the OHA will, upon submission of the signed Letter of Credit Agreement and the appropriate fee, be issued a Standby Letter of Credit Agreement covering the calendar year applied for. Society treasurers should log in to the gardenontario.org webgateway to access the Treasurer Letter of Credit Forms.

The Standby Letter of Credit Agreement will now allow the OHA, upon completion and submission of a signed Certificate of Loss, to pay the society for any loss it suffers at the hands of its treasurer up to the maximum of the amount of coverage applied for in the Letter of Credit Agreement. These funds will be paid from the restricted funds set aside for the treasurer bonding program. The OHA will have recourse against the treasurer directly for any funds paid to the society under the Certificate of Loss.

The OHA board of directors have worked very hard to develop a system that will allow its member societies to comply with OMAFRA regulations and protect the societies against financial loss. This is another indication of the ongoing commitment of the OHA in serving its member societies.

Sharon Hill, OHA Treasurer

Ontario Horticultural Association Budget 2012

REVENUES		
Membership Fees		91,700
Insurance	liability	19,500
	directors & officers	31,000
Sale of OHA Supplies		5,025
Web space sales		700
Newsletter		150
Donations/Supporters		3,550
Advertising		100
Special Projects	trsf fr restricted funds	5,000
Memorial Tree Plantings	trsf fr restricted funds	2,500
Miscellaneous Fundraising		0
Management Fee	Treasurer LOC	900
Retained Earnings from Conv 11		4,000
NET OPERATING REVENUE		164,125
EXPENSES		
Meeting Expenses	Board Meeting Expenses	24,000
	Committee Expenses - i.e. social marketing, youth, constitution/by-laws, conservation, education, judge's registry, long range planning, funding, etc etc.	16,620
Other Meeting Expenses		17,600
District Expenses		5,775
Audit/Legal Fees		200
Bank Charges		19,400
Insurance	Liability	32,000
	Dir & Officer's Insurance	2,400
Mailing Costs/Courier/Print & Stationery		14,000
Office Services and Expenses		3,000
Computer Software/Equipment		3,200
Awards & Prizes		7,700
Special Projects	Loblaw, Oak Grove @ U of G and society grants	2,500
Memorial Tree Plantings		500
Youth Club Grants		500
Scholarships/Bursaries/Awards		2,500
OHA Supplies		2,500
Newsletter/Youth Newsletter		3,200
Annual Report/Yearbook		3,400
Education/Promotion/Publicity		2,800
Exhibitions, incl.storage		200
Fund Raising Expenses		163,995
NET OPERATING EXPENSES		163,995
NET INCOME (LOSS)		130



Although your dues must be paid by December 31st, your cheque must be in to me no later than December 15th for inclusion in the insurance policy.

Sharon Hill, OHA Treasurer